

New species of the tribe Byctiscini (Coleoptera, Rhynchitidae) from Yunnan

Andrei A. Legalov

Legalov A.A. 2008. New species of the tribe Byctiscini (Coleoptera, Curculionidae) from Yunnan. *Baltic J. Coleopterol.* 8 (1): 49 - 54.

In the paper, two new species (*Svetlanaebyctiscus dundai* sp.n. lake to *S. vitis* (Ter-Minassian, 1959) and *Neobyctiscidius weibaoshanensis* sp.n. lake to *N. hanungensis* Legalov, 2007) from Yunnan (China) are described.

Key words: Coleoptera, Curculionoidea, Rhynchitidae, Byctiscini, *Svetlanaebyctiscus*, *Neobyctiscidius*, new species, China.

Andrei A. Legalov. Zoological Museum, Institute of Animal Systematics and Ecology, Siberian Branch, Russian Academy of Sciences, Frunze street-11, Novosibirsk 630091 Russia; e-mail: legalov@ngs.ru

INTRODUCTION

The tribe Byctiscini Voss, 1923 is young group of the family Rhynchitidae (Legalov, 2005). Representatives of the subtribe Svetlanaebyctiscina Legalov, 2003 develop in fruits (Ter-Minassian, 1959; Legalov, 2003, 2004a, 2007). Species of other subtribes turn off tubes from leaves (Legalov, 2003, 2004a, 2007). This work continues the studies (Legalov, 2001, 2003, 2004b, 2007; Legalov, Liu, 2005) on this tribe. In materials given by R. Dunda there were two new species that are described in this work.

MATERIAL AND METHODS

Type specimens are kept in the NMPC = National Museum of Natural History (Czech Republic, Prague).

RESULTS

Family Rhynchitidae Gistel, 1848

Tribe Byctiscini Voss, 1923

Subtribe Svetlanaebyctiscina Legalov, 2003

Byctiscini subtribe Svetlanaebyctiscina Legalov, 2003: 323 (type genus: *Svetlanaebyctiscus* Legalov, 2001)

Genus *Svetlanaebyctiscus* Legalov, 2001 (figs. 1-4, 9-12, 20, 21)

Svetlanaebyctiscus Legalov, 2001: 341

Type species: *Coenorhinus vitis* Ter-Minassian, 1959

***Svetlanaebyctiscus dundai* Legalov, sp.n.** (figs. 1, 3, 9, 11, 12, 20)

Holotype. Male (NMPC), China, Yunnan prov., Weibaoshan mts.

Description. MALE: Body red-brown, with appressed light setae. Setae weakly condensed on the basis of the pronotum, scutellum and thorax. Rostrum long, thin, lustrous, weakly curved, rarely and small punctate, with weakly carina in first third, 8.22 times as long as wide, 1.72 times as long as pronotum. Antennae located hardly before the rostrum middle. Forehead wide, convex, long punctate. Eyes not protruding. Vertex lightly punctate. Temples short. Antennae long. Scapus and 1st segment long oval, 2nd-4th segments elongated, 5th segment oval, 6th and 7th segments rounded-oval. Clava wide. Pronotum weakly transversal, campaniform, 1.12 as wide as long, narrowed to the apex, lustrous, densely punctate, with weakly middle striae. Greatest width near basis. Sides weakly rounded on middle. Scutellum trapezoid, wide. Elytra wide, equal length and width. Humeri weakly convex. Intervals wide, convex, lustrous, small punctate. Scutellar striole present. Striae narrow. Points in striae small and not merging. 9th striae merge with 10th striae behind the middle of elytron. Thorax small and densely punctate. Prothorax without tooth. Metepisternum wide. Abdomen convex, small rugosity-punctate. First and 2nd ventrites wider, 3rd ventrite narrower, 4th ventrite narrow, 5th ventrite very narrow. Pygidium convex, densely punctate. Legs long. Femora weakly widened. Protibiae straight lines, weakly expanded to apex. Meso- and metatibiae shorter, weakly biconcave. Tarsi long. First segment elongated, 2nd segment triangular, 3rd segment bilobed. Clausal segment elongated. Claws with teeth. Length of body: 3.8 mm.

Diagnosis. This new species is very similar to *Svetlanaebyctiscus vitis* (Ter-Minassian, 1959) from Russian Far East and Eastern China but can be distinguished by the more dark body, more curved and shorter rostrum, more direct sides of the pronotum, wider elytra, shorter and wide 1st segment of the tarsi, longer aedeagus and basal sclerite of the endophallus.

Etymology. This new species is named in honour of R. Dunda.

Distribution. China (Yunnan).

Subtribe Byctiscina Voss, 1923

Byctiscini Voss, 1923: 510 (type genus: *Byctiscus* C.G. Thomson, 1859)

Genus *Neobyctiscidius* Legalov, 2007 (figs. 5-8, 13-19)


Neobyctiscidius Legalov, 2007: 201

Type species: *Neobyctiscidius hanungensis* Legalov, 2007


***Neobyctiscidius weibaoshanensis* Legalov, sp.n.** (figs. 5, 7, 13, 16, 17, 19)

Holotype. Male (NMPC), China, Yunnan prov., Weibaoshan mts.

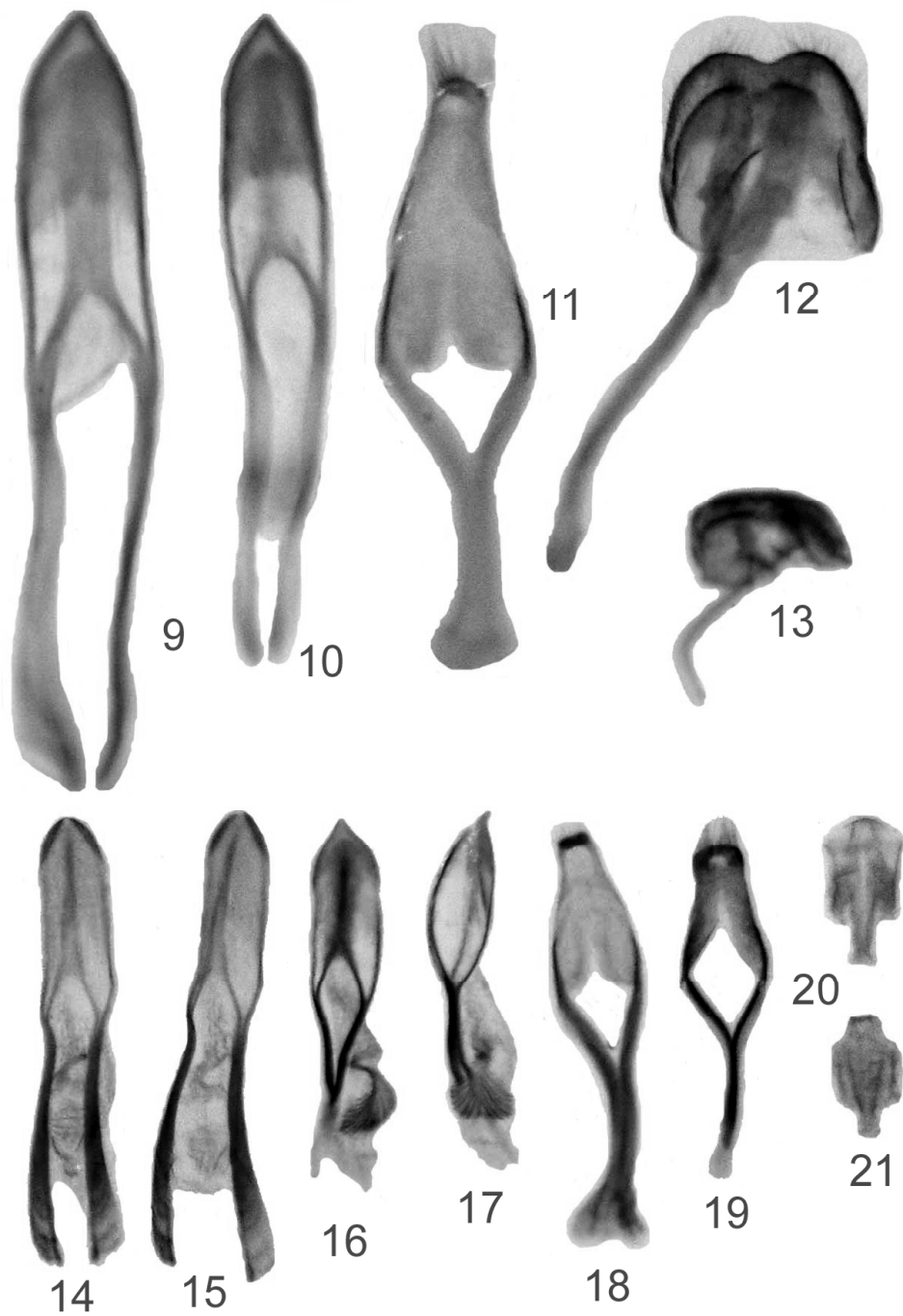
Description. MALE: Body black, weakly lustrous, almost naked. Rostrum short, thick, lustrous, weakly curved, largely punctate, without carina, 3.0 times as long as wide, 1.11 times as short as pronotum, expanded to apex. Antennae almost located on rostrum middle. Forehead wide, flat, densely small punctate. Eyes not protruding. Vertex densely punctate. Temples short. Antennae short. Scapus and 1st segment oval. First segment hardly shorter than scapus, 2nd segment narrow-oval, considerable narrower than 1st segments, 3rd segment hardly shorter than 2nd, narrow, 4th and 5th segments rounded, 6th segment larger than 4th, 7th segment sharply transversal, wide. Clava wide and long, equal length to funicle. First and 2nd segments of almost equal length, 3rd segment tear-shaped, longer than 2nd. Pronotum weakly transversal, 1.1 times as long as wide, almost rectangular, weakly narrowed to apex, densely largely punctate, without middle striae. Greatest width near the basis. Sides almost direct. Scutellum rectangular, wide. Elytra wide, 1.13 times as long as wide. Humeri weakly convex. Intervals wide, convex, very dense small punctate, almost without luster. Scutellar stria present. Striae narrow and deep. Points in striae small. 9th striae merge with 10th striae at level of the metacoxa. Thorax small and densely punctate. Prothorax with small tooth.



Figs. 1-4. *Svetlanaebyctiscus* sp.: 1 - *S. dundai* (dorsally), 2 - *S. vitis* (dorsally), 3 - *S. dundai* (laterally), 4 - *S. vitis* (laterally).



Figs. 5-8. *Neobyctiscidius* sp.: 5 - *N. weibaoshanensis* (dorsally), 6 - *N. hanungensis* (dorsally), 7 - *N. weibaoshanensis* (laterally), 8 - *N. hanungensis* (laterally).



Figs. 9-21. Byctiscini sp. (dorsally): 9 - aedeagus of *S. dundai*, 10 - aedeagus of *S. vitis*, 11 - tegmen of *S. dundai*, 12 - 8th tergite of *S. dundai*, 13 - 8th tergite of *N. weibaoshanensis*, 14-15 - aedeagus of *N. hanungensis*, 16-17 - aedeagus of *N. weibaoshanensis*, 18 - tegmen of *N. hanungensis*, 19 - tegmen of *N. weibaoshanensis*, 20 - basal sclerite of endophallus of *S. dundai*, 21 - basal sclerite of endophallus of *S. vitis*.

Metepisternum wide. Abdomen convex, matte, weakly flattened on the middle. First and 2nd ventrites wider, 3rd ventrite narrower, 4th ventrite narrow, 5th ventrite very narrow. Pygidium convex, densely punctate. Legs long. Femora weakly widened. Tibiae almost direct, without luster, weakly expanded to apex. Tarsi short and wide. First segment weakly elongated, 2nd segment wide triangular, 3rd segment bilobed. Clausal segment elongated. Claws with teeth. Length of body: 2.3 mm.

Diagnosis. This new species is like to *Neobyctiscidius hanungensis* Legalov, 2007 from Vietnam but differs by the densely punctate body, with weakly luster, shorter and thick rostrum, wider head, shorter temples, more narrowed sides of the pronotum, narrower elytra, wider elytral intervals, abdomen without luster, not pointed apex of the aedeagus and basal sclerite of the endophallus.

Etymology. The name is formed from the location “Weibaoshan” – “weibaoshanensis”.

Distribution. China (Yunnan).

ACKNOWLEDGEMENTS

I wish to thank Mr. Radek Dunda (Czech Republic: Prague) for having enabled the studies upon his materials.

REFERENCES

- Legalov A.A. 2001 (2000). *Svetlanaebyctiscus* gen.n., eine neue Gattung der Tribus Byctiscini aus dem Fernen Osten (Coleoptera, Attelabidae). Russian Entomological Journal 9(4): 341-343.
- Legalov A.A. 2003. Taxonomy, classification and phylogeny of the leaf-rolling weevils (Coleoptera: Rhynchitidae, Attelabidae) of the world fauna. Novosibirsk. CD-R. No. 0320301200. 733+350 p. (641 Mb.) (in Russian with English diagnoses)
- Legalov A.A. 2004a. A new classification of ecological groups of the leaf-rolling weevils (Coleoptera: Rhynchitidae, Attelabidae). Eurasian Entomological Journal 3(1): 43-45. (in Russian)
- Legalov A.A. 2004b. New data of the leaf-rolling weevils (Coleoptera: Rhynchitidae, Attelabidae) of the world fauna with description of 35 new taxons. Baltic Journal of Coleopterology 4(1): 63-88.
- Legalov A.A. 2005. Modelling of phylogeny of the Rhynchitid-beetles (Coleoptera: Rhynchitidae). Proceedings on taxonomy and faunistics of beetles (Coleoptera) dedicated to the 100th birthday of the Latvian entomologist Mihails Stiprais (1905 - 1990): 37-45.
- Legalov A.A., Liu N. 2005. New leaf-rolling weevils (Coleoptera: Rhynchitidae, Attelabidae) from China. Baltic Journal of Coleopterology 5(2): 99-132.
- Legalov A.A. 2007. Leaf-rolling weevils (Coleoptera: Rhynchitidae, Attelabidae) of the world fauna. Novosibirsk: Agro-Siberia. 523 pp.
- Legalov A.A., Shevnin E. Yu. 2007. Materials to a fauna of the leaf-rolling weevils (Coleoptera: Rhynchitidae, Attelabidae) from the south part of Primorskii krai. Far Eastern Entomologist 177: 1-8.
- Ter-Minassian M.E. 1959. *Coenorhynchus vitis* Ter-Minassian sp.n. (Coleoptera, Attelabidae), a new pest of grape in the maritime territory of the U.S.S.R. Revue d'Entomologie de l'URSS 38(2): 361-362 (in Russian).

Received: 26.02.2008.

Accepted: 30.05.2008.