

New and little known species of the tribe Apomecynini Lacordaire, 1872 (Coleoptera: Cerambycidae: Lamiinae) from the Philippines

Arvīds Barševskis

Barševskis A. 2017. New and little known species of the tribe Apomecynini Lacordaire, 1872 (Coleoptera: Cerambycidae: Lamiinae) from the Philippines. *Baltic J. Coleopterol.*, 17 (2): 181 - 188.

Faunistic data on 23 little known species of long-horned beetles of the tribe Apomecynini from the Philippines are provided. *Lamprobityle marifelipeae* sp. nov. from Luzon Island is described, illustrated and compared with closely related *L. rugulata* Vives, 2012.

Key words: Cerambycidae, Lamiinae, Apomecynini, Philippines, new species, *Lamprobityle*.

Arvīds Barševskis. Daugavpils University, Institute of Life Sciences and Technologies, Coleopterological Research Center, Vienības Str. 13, Daugavpils, LV-5401, Latvia; e-mail: arvids.barsevskis@du.lv

INTRODUCTION

The world fauna of the tribe Apomecynini (Cerambycidae) has been presented by 241 genera and 1821 species (Roguet 2017). A revision of the tribe is needed and many species are still with insufficient data on their distribution, including taxa described from the Philippines. The fauna of long-horned beetles of the Philippines has been intensively studied in recent years and many new species are described every year (Vives (2012a, 2012b, 2013, 2014, 2015, 2017), Barševskis (2013, 2014a, 2014b, 2014c, 2014d, 2015a, 2015b, 2015c, 2015d, 2016a, 2016b, 2016c, 2016d, 2017), Barševskis & Jaeger (2014), Cabras & Barševskis (2016), dela Cruz & Adorada (2012), Kuleshov (2017), Miroshnikov (2014, 2015), Miroshnikov & Tichy (2015), Vitali & Nagirnyi (2009), etc.). However, the distributional data for the vast majority of taxa are limited and

insufficient, and many species have not been found again since their original description and very rare in collections.

The goal of this paper is to provide new faunistic data for 22 little-known species of the tribe Apomecynini and to describe a new species of the genus *Lamprobityle* Heller, 1923 from Luzon Island.

MATERIAL AND METHODS

All specimens (including the type specimen of described species) are deposited in the Daugavpils University Beetles Collection (DUBC) (Ilgas, Daugavpils Distr., Latvia).

Specimens were examined using Nikon AZ100 Multizoom, Nikon SMZ745T and Zeiss SteREO Lumar.V12 digital stereomicroscopes,

NISElements Advanced Research software, and Canon EOS 60D and Canon EOS-1Ds Mark II digital cameras.

The distribution map of the new species in the Philippines archipelago (Fig. 1) was drawn using Esri ArcGIS 10 software.

The photographs of all species included in this article are available for download (Barševskis et al. (eds.) 2017) on the homepage www.cerambycidae.org.

SPECIES LIST

1. *Ametacyna holzschuchi* Huedepohl, 1995: Mindanao Isl., Bukidnon, Panamokan, 12.2014 (1) [Fig. 1]. Vives (2017) reported this species after its description for Luzon and Mindanao islands. It is a new record of the species for the Mindanao Island.

2. *Doliops multifasciata* Schultze, 1922: Mindanao, Bukidnon, Mt. Kalatungan, 600-1200 m, 11.2014 (3) [Fig. 2]. In recent years, it was recorded several times for Philippines by Vives (2005), Barševskis (2013, 2014), Barševskis & Jaeger (2014) and Cabras & Barševskis (2016).

3. *Doliops tamutisi* Barševskis, 2014: Mindanao, Bukidnon, Mt. Kalatungan, 600 - 1200 m, 11.2014 (3) [Fig. 3]. After the description of species, it was mentioned by Cabras & Barševskis (2016). It is a first faunistic record from the same locality after the description of species.

4. *Epaphra valga* Newman, 1842: Luzon Isl., Ifugao, Banaue, 05.2014 (1), 07.2014 (1), 10.2016 (2); Ifugao, Pola, 09.2014 (1); Ilocos, Pagidpod, 04.2016 (1); Nueva Vizcaya, Belance, 07.2012 (1), 04.2014 (1); Isabela, 05.2014 (1); Sierra Madre, Quirino, 07. 2013 (1), 06.2015 (1); Mindanao Isl., Bukidnon, Cabanglasan, 10.2016 (1) [Fig. 4].

5. *Parepilysta subfasciata* (Schwarzer, 1931): Luzon Isl., Nueva Vizcaya, Belance, 07.2013 (1), 04.2014 (1) [Fig.5].

6. *Falsepilysta guttata* (Aurivillius, 1923): Luzon Isl., Cagayan, Santa Ana, 03.2014 (1) [Fig. 6].

7. *Falsepilysta laterimaculata* (Heller, 1924): Luzon Isl., Cagayan, Baggao, 05.2014 (1); Ifugao, Banaue, 12.2014 (1); Nueva Vizcaya, Kasibu, 09.2014 (1), Belance, 05.2014 (1) [Fig. 7].

8. *Falsepilysta olivacea* (Schwarzer, 1931): Luzon Isl., Mountain Province, Mt. Polis, 06.2014 (3); Ifugao, Banaue, 06.2014 (1) [Fig. 8].

9. *Gemylus albovittatus* Breuning, 1960: Negros Isl., Mt. Canla-on, 600-900 m, 04.2017 (1) [Fig. 9].

10. *Lamprobityle azurea* Vives, 2012: Samar Isl., Hinabangan, 01.2015 (1). It was described by Vives (2012) on single specimen from Samar Island. This is the first record of species after the description and second known specimen [Fig. 10].

11. *Lamprobityle katrinae* Barševskis, 2014: Samar Isl., Marabut, 05.2015 (1). It was described by Barševskis (2014) on single specimen from Hinabangan, Samar Island. It is the first record of species after the description and second known specimen [Fig. 11].

12. *Lamprobityle kristinae* Barševskis, 2014: Luzon Isl., Nueva Vizcaya, Quirino, 05.2015 (1), Nueva Vizcaya, Belance, 08.2015 (1). It was described by Barševskis (2014) on single specimen from Belance, Nueva Vizcaya, Luzon Island. It is the first record of species after the description [Fig. 12].

13. *Lamprobityle magnifica* Heller, 1923: Negros Isl., Mt. Canlaon, 900 m, 10.07.2015




Fig. 1 -12: 1-*Ametacyna holzschuchi* Huedepohl, 1995; 2-*Doliops multifasciata* Schultze, 1922; 3-*Doliops tamutisi* Barševskis, 2014; 4-*Epaphra valga* Newman, 1842; 5-*Parepilysta subfasciata* (Schwarzer, 1931); 6-*Falsepilysta guttata* (Aurivillius, 1923); 7-*Falsepilysta laterimaculata* (Heller, 1924); 8-*Falsepilysta olivacea* (Schwarzer, 1931); 8-*Gemylus albovittatus* Breuning, 1960; 9-*Lamprobityle azurea* Vives, 2012; 11-*Lamprobityle katrinae* Barševskis, 2014; 12-*Lamprobityle kristinae* Barševskis, 2014

(1). Additional faunistic records for this species were published by Barševskis (2014) and Barševskis & Jaeger (2014) [Fig. 13].

14. *Lamprobityle mariae* Vives, 2009: Luzon Isl., Nueva Vizcaya, Belance, 07.2014 (1), 08.2014 (4), 05.2015 (7), 08.2015 (1); Nueva Vizcaya, Kasibu, 11.2014 (1), 12.2014 (3); Nueva Vizcaya, Kayapa, 10.2014 (3), 08.2015 (1). Additional faunistic records for this species were published by Barševskis (2014b) and Barševskis & Jaeger (2014) [Fig. 14].

15. *Lamprobityle marifelipeae* sp. n.
[Fig. 15]

Type materials. Holotype: female. Luzon Isl. Nueva Vizcaya, Belance, 08.2016, local collector leg.

General distribution. Philippines, Luzon Island.

Description. Body black, lustrous. Surface metallic shiny, bicoloured: head and pronotum dark, metallic green, elytra - bronze. Length: 10.0 mm, maximal width: 4.0 mm.

Head quadrangular, with slightly rounded sides, with coarse puncturation on frontal part, with




Fig. 15. *Lamprobityle marifelipeae* sp. n.

wide impression between antennal bases. Eyes slightly convex and bilobate, practically not reaching latero-basal line. Clypeus narrow, transverse. Labrum dark, metallic green, with setiferous punctures. Antennae slender, dark, with metallic blue luster; basal antennomere thick, covered with white pubescence; antennomere 2 short; antennomere 3 elongated, widened apically, with pale pubescence in basal portion and dark in apical portion; four next antennomeres with pale pubescence; basal portion of antennomere 8 with pale and apical portion with dark pubescence; remaining apical antennomeres with dark pubescence.

Pronotum subcylindrical, shiny, metallic green, with sparse coarse punctures and long transverse impressions on basal and apical parts and with




Fig. 13 -14: 13-*Lamprobityle magnifica* Heller, 1923; 14-*Lamprobityle mariae* Vives, 2009

short coarsely punctured irregular impressions on lateral portions. Surface of pronotum with very fine irregular wrinkle-shaped microsculpture and punctures. Basal and apical marging of disc of pronotum with thin impressed lines. Scutellum thick, weakly rounded apically.

Elytra with very coarse punctures, interspaces between punctures with very fine microsculpture. Latero-apical sides of elytra behind distinct shoulders concaved. Basal portion of elytra with narrow shiny margin with out punctures, with very fine microsculpture. Elytra behind middle with wide band of sparse white tomentum, and also tomentose on apical part.

Legs slender, black, with dark blue metallic luster and dark tomentum, except tarsus covered with pale tomentum. Tibia from outside and along latero-apical margins with long setae.

Male unknown.

Differential diagnosis. By the general shape of the body and elytra, the new species is similar to *L. rugulata* Vives, 2012 [Fig. 16] from Luzon Island, from which it differs by more coarse punctuation of the elytra, by the bicoloured surface of the body with distinct bronze (on elytra) and green (on pronotal disc) shine, while the body of *L. rugulata* is monochrome grey, with a little bronze shine; elytra of a new species behind shoulders with concaved sides, while *L. rugulata* with almost parallel latero-apical portions of the elytra;

Etymology. The species is named after insect collector Mari Felipe (Philippines: Calumpit) who kindly donated the type specimen for my study.

16. *Lamprobityle rugulata* Vives, 2012: Luzon Isl., Nueva Vizcaya, Belance, 07.2014 (1), 08.2014 (4), 05.2015 (6); Nueva Vizcaya, Kayapa, 03.2015 (1); Nueva Vizcaya,

11.2014 (2), 06.2016 (1); Quirino, Sierra Madre, 05.2015 (3). Additional faunistic records for this species were published by Barševskis (2014b) and Barševskis & Jaeger (2014) [Fig. 16].

17. *Mimoplocia notata* Newman, 1842: Luzon Isl., Cagayan, Santa Ana, 03.2013 (1); Sierra Madre, Quirino, 10. 2013 (3), 02.2014 (1); Ifugao, Banaue, 10.2016 (1); Isabela, 03.2014 (3); Nueva Vizcaya, Belance, 08.2013 (1), 04.2014 (1) [Fig. 17].

18. *Paradoliops humerosa* (Heller, 1923): Mindanao Isl., Bukidnon, Intavas, 05.2014 (2); Bukidnon, Cabanglasan, 03.2014 (1), 08.2014 (1); Cotabao, Mt. Apo, 06.2013 (1). An additional data on the distribution of this species was published by Vives (2013) [Fig 18].

19. *Plociella conspersa* (Aurivillius, 1927): Luzon Isl., Nueva Vizcaya, Kayapa, 09.2015 (1) [Fig.19].

20. *Sybra biguttata* Aurivillius, 1927: Mindanao Isl., Compostela valley, Masara, 12.2014 (1); Kidapawan, Mt. Apo, 01.2015 (2), 02.2014 (2); Bukidnon, Cabanglasan, 11.2014 (2), 12.2014 (1); Bukidnon, Panamokan, 09.2014 (2), 12.2014 (7) [Fig. 20].

21. *Sybra discomaculata* Breuning, 1950: Mindanao isl., Bukidnon, Cabanglasan, 08.2014 (1), 10.2014 (1), 11.2014 (1), 12.2014 (1), 01.2015 (1); Bukidnon, Kalatungan, 09.2017 (2); Bukidnon, Panamokan, 06.2014 (1), 12.2014 (4); Zamboanga del Norte, Gutalac, 12.2014 (1) [Fig. 21].

22. *Sybra humeralis* Aurivillius, 1927: Mindanao Isl., Bukidnon, Cabanglasan, 09.2014 (1), 01.2015 (1), 01.2017 (1); Bukidnon, Mt. Kalatungan, 12.2014 (1) [Fig. 22].

23. *Sybra quadriguttata* Aurivillius, 1927: Mindanao Isl., Bukidnon, Cabanglasan, 09.2014 (1) [Fig. 23].




Fig. 16 - 23: 16 - *Lamprobityle rugulata* Vives, 2012; 17 - *Mimoplocia notata* Newman, 1842; 18 - *Paradoliops humerosa* (Heller, 1923); 19 - *Plociella conspersa* (Aurivillius, 1927); 20 - *Sybra biguttata* Aurivillius, 1927; 21- *Sybra discomaculata* Breuning, 1950; 22 - *Sybra humeralis* Aurivillius, 1927; 23 - *Sybra quadriguttata* Aurivillius, 1927

REFERENCES

Barševskis A. 2013. Contribution to the knowledge of the genus *Doliops* Waterhouse, 1841 (Coleoptera: Cerambycidae). *Baltic J. Coleopterol.*, 13 (2): 73 - 89.

Barševskis A. 2014. New species and new records of the genus *Doliops* Waterhouse, 1841 (Coleoptera: Cerambycidae). *Baltic J. Coleopterol.*, 14 (1): 113 - 135.

Barševskis A. 2014. A new genus and species of long-horned beetles of the tribe Apomecyni Lacordaire, 1872 (Coleoptera: Cerambycidae: Lamiinae) from the Philippines. *Acta Biol. Univ. Daugavp.*, 14 (2): 109 - 114.

Barševskis A. 2014. A review of species of the genus *Lamprobityle* Heller, 1923 (Coleoptera: Cerambycidae). *Acta Biol. Univ. Daugavp.*, 14 (2): 97 - 107.

- Barševskis A. 2014. A new species of the genus *Myromeus* Pascoe, 1864 (Coleoptera: Cerambycidae) from the Philippines. *Baltic J. Coleopterol.*, 14(2): 199 - 203.
- Barševskis A. 2015. New species of the genus *Callimetopus* Blanchard, 1853 (Coleoptera: Cerambycidae: Lamiinae) from Luzon island, the Philippines. *Baltic J. Coleopterol.*, 15 (2): 155 - 159.
- Barševskis A. 2015. New species of the genus *Callimetopus* Blanchard, 1853 (Coleoptera: Cerambycidae: Lamiinae) from Luzon island, the Philippines. *Baltic J. Coleopterol.*, 15 (2): 155 - 159.
- Barševskis A. 2015. Two new species of the genus *Callimetopus* Blanchard, 1852 (Coleoptera: Cerambycidae) from the Luzon Island. *Humanity Space. International Almanac*, 4(5): 1027 - 1033.
- Barševskis A. 2015. To the knowledge of the genus *Mimacronia* Vives, 2009 (Coleoptera: Cerambycidae). *Acta Biol. Univ. Daugavp.*, 15 (2): 405 - 409.
- Barševskis A. 2015. A new species of the genus *Mimacronia* Vives, 2009 (Coleoptera: Cerambycidae). *Baltic J. Coleopterol.*, 15(1): 1 - 8
- Barševskis A. 2016. New species of the genus *Filipinmulciber* Vives, 2009 (Coleoptera: Cerambycidae) from the Philippines. *Baltic J. Coleopterol.*, 16(1): 63 - 67.
- Barševskis A. 2016a. Two new species of the genus *Acronia* Westwood, 1863 (Coleoptera: Cerambycidae) from the Philippines. *Baltic J. Coleopterol.*, 16(1): 69 - 76.
- Barševskis A. 2016b. New species of *Acronia* Westwood, 1863 and *Desisopsis* Hüdepohl, 1995 (Coleoptera: Cerambycidae) from the Philippines. *Acta Biol. Univ. Daugavp.*, 16 (1): 7 -13.
- Barševskis A. 2016. Three new species of the genus *Callimetopus* Blanchard, 1853 (Coleoptera: Cerambycidae: Lamiinae) from Philippines. *Baltic J. Coleopterol.*, 16 (2): 123 - 132.
- Barševskis A. 2017. Four new species of the genus *Doliops* Waterhouse, 1841 (Coleoptera: Cerambycidae) from Mindanao Island, the Philippines. *Baltic J. Coleopterol.*, 17 (1): 69 - 82.
- Barševskis A. et al., (eds) 2017. Cerambycidae of the World. Available from: <http://cerambycidae.org> , last access: 03.06.2017.
- Barševskis A., Jäger O., 2014. Type specimens of the genera *Doliops* Waterhouse, 1841 and *Lamprobityle* Heller, 1923 (stat. nov.) (Coleoptera: Cerambycidae) and description of two new species deposited in Senckenberg Natural History Collections Dresden, Germany. *Baltic J. Coleopterol.*, 14(1): 7 - 19.
- Cabras A. A., Barševskis A. 2016. Review on *Doliops* Waterhouse, 1841 (Coleoptera: Cerambycidae) of Mindanao, Philippines with description of a new species. *Baltic J. Coleopterol.*, 16(2): 143 - 156.
- delacruz B. M. N., Adorada J. R. 2012. Six new species of the genus *Callimetopus* Blanchard (Coleoptera: Cerambycidae: Lamiinae: Pteropliini) from the Philippines. *Philipp. Ent.* 26 (2): 103 - 119.
- Kuleshov D.A. 2017. A new species of the genus *Aphrodisium* Thomson, 1864 (Coleoptera: Cerambycidae) from the Philippines. *Baltic J. Coleopterol.* 17 (1): 15 - 17
- Miroshnikov A.I. 2014. A review of the genus *Clytellus* Westwood, 1853, with notes on its systematic position and descriptions of eleven new species (Coleoptera: Cerambycidae). In: *Advances in studies on Asian cerambycids* (Coleoptera: Cerambycidae). Papers by Alexandr I. Miroshnikov, dedicated to the

- memory of Dr. Judson Linsley Gressitt. Krasnodar - Moscow: KMK Scientific Press Ltd.: 133 - 237.
- Miroshnikov A.I. 2015. Additions to reviewing the genus *Clytellus* Westwood, 1853 (Coleoptera: Cerambycidae). 1. Caucasian Entomological Bulletin. 11(2): 369 - 381, Color plates 5 - 8.
- Miroshnikov A.I., Tichy T. 2015. Additions to reviewing the genus *Clytellus* Westwood, 1853 (Coleoptera: Cerambycidae). 2. Caucasian Entomological Bulletin. 11(2): 383 - 384, Color plate 9.
- Roguet J. - Ph. 2017. Lamiines of World. Available from: www.lamiinae.org, last access: 01.12.2017.
- Vitali F., Nagirnyi V. 2009. *Nemophas ramosi* Schultze, 1929 a forgotten Philippine species (Coleoptera: Cerambycidae) Lambillionea CIX, 4 Décembre 2009, 470 - 475.
- Vives E. 2005. New or interesting Cerambycidae from Philippines (Part I). Les Cahiers Magellanes: 1- 14.
- Vives E. 2012a. New or interesting Cerambycidae from the Philippines (Part VI) (Coleoptera, Cerambycidae). Les Cahiers Magellanes NS. 9: 34 - 46.
- Vives E. 2012b. New or interesting Cerambycidae from the Philippines (Part V) (Coleoptera, Cerambycidae). Les Cahiers Magellanes NS, 7: 70 - 82.
- Vives E. 2013. New or interesting Cerambycidae from the Philippines (Part VII) (Coleoptera, Cerambycidae). Les Cahiers Magellanes, NS, 11: 62 - 75.
- Vives E. 2014. Cerambycidae nuevos o interesantes de Filipinas (Part IX) (Coleoptera: Cerambycidae: Lamiinae). Elytron, 26: 37 - 47.
- Vives E. 2015. New or interesting Cerambycidae from the Philippines (Coleoptera, Cerambycidae, Lamiinae) (Part XII). Boletín de la S. E. A., 56 (30.06.2015): 49 - 60.
- Vives E. 2017. New or interesting Cerambycidae from the Philippines (Part XV). (Coleoptera, Cerambycidae, Lamiinae). Les Cahiers Magellanes, No 25, mars 2017, 47 - 65.

Received: 11.11.2017.

Accepted: 20.12.2017.

Published: 31.12.2017.